


TG200



CONFORMS TO UL STANDARD 2200

EPA Certified / Stationary Emergency

OUTPUT POWER OPTIONS					Natural Gas				LP Vapor		sKVA
					125°C STANDBY		105°C CONTINUOUS		125°C STANDBY		
Make	Voltage	Alternator	Phase	Hertz	kW/kVA	Amps	kW/kVA	Amps	kW/kVA	Amps	30% Voltage Dip
Marathon	277/480	431CSL6206	3	60	200/250	301	174/218	262	130/163	196	664
	120/208	431CSL6206	3	60	200/250	695	174/218	604	130/163	452	498
	120/240	431CSL6206	3	60	200/250	602	174/218	524	130/163	391	498
	120/240	431CSL6206	1	60	166/166	692	150/150	625	130/130	542	185
Marathon	120/240	432PSL6228	1	60	200/200	833	174/174	725	130/130	542	370
	277/480	431CSL6208	3	60	200/250	301	176/220	265	130/163	196	695
	120/208	431CSL6208	3	60	200/250	695	176/220	611	130/163	452	522
	120/240	431CSL6208	3	60	200/250	602	176/220	530	130/163	391	522
Stamford	120/240	431CSL6208	1	60	166/166	692	150/150	625	130/130	542	185
	277/480	UCDI274J311	3	60	200/250	301	174/218	262	130/163	196	840
	120/208	UCDI274J311	3	60	200/250	695	174/218	604	130/163	452	625
	120/240	UCDI274J311	3	60	200/250	602	174/218	524	130/163	391	625
	120/240	UCDI274J311	1	60	161/161	671	91/91	379	130/130	542	610



Engine Data

Manufacturer	Doosan	
Model	11.1L	
Aspiration	Turbocharged	
Arrangement	In-line, 4-Cycle	
Firing Order	1-5-3-6-2-4	
Displacement: L (in. ³)	11.1 (673)	
Bore: mm (in.)	123 (4.84)	
Stroke: mm (in.)	155 (6.1)	
Compression Ratio	10.5:1	
BMEP: psi (kPa)	Natural Gas	197 (1358.3)
	LP Vapor	136 (937.7)
Gross Horsepower: Natural Gas	288	
	LP Vapor	194
Rated RPM	1800	
Governor	Isochronous	
Speed Regulation	±0.5%	

Engine Liquid Capacity

Oil system: qt. (L)	26.5 (25.0)
Cooling System Capacity: gal (L)	32.8 (149.0)

Engine Electrical

Electric Volts: DC	24
Cold Cracking Amps	2200
Battery(s) Required	2

Fuel System

Fuel Type	Natural Gas, LP Vapor or Dual Fuel	
Fuel Supply Inlet:		
	Natural Gas	2" NPT
	LP Vapor	2" NPT
Fuel Supply Pressure: in. H ₂ O (kPa)		
	Natural Gas	7-11 (1.74-2.74)
	LP Vapor	5-11 (1.24-2.74)

Filters and Quantity

Air Cleaner Quantity	1
Oil Filter(s) Quantity	1

Air Requirements

Air Filter(s) Type	Dry
Air Flow: CFM (m ³ /min)	22,300 (631)
Max Air Intake Restriction: in. H ₂ O (kPa)	
Clean	5.00 (1.24)
Dirty	15.00 (3.74)
Combustion Air: CFM (m ³ /min)	400.0 (11.7)

Exhaust System

Gas Temperature: °F (°C)	1112 (600)
Gas Flow: CFM (m ³ /min)	1425.0 (40.3)
Max Exhaust Back Pressure: in. H ₂ O (kPa)	40.9 (10.2)

Sound Level

Open Unit: dBA 3.2 ft (1M)	93.2
----------------------------	------

Cooling System

Heat Rejection per CAC: kW (BTUM)	25.7 (1460)
Heat Rejection to Coolant: kW (BTUM)	195 (11,071)
Coolant Flow: gal/min (L/min)	82 (310)

Fuel Consumption Natural Gas - 130°C

At 100% of Power Rating: CFH (m ³ /hr)	2115 (59.89)
At 75% of Power Rating: CFH (m ³ /hr)	1649 (46.69)
At 50% of Power Rating: CFH (m ³ /hr)	1158 (32.79)
At 25% of Power Rating: CFH (m ³ /hr)	706 (19.99)

Fuel Consumption Natural Gas - 105°C

At 100% of Power Rating: CFH (m ³ /hr)	1893 (53.6)
At 75% of Power Rating: CFH (m ³ /hr)	1473 (74.7)
At 50% of Power Rating: CFH (m ³ /hr)	1049 (29.7)
At 25% of Power Rating: CFH (m ³ /hr)	622 (17.6)

Fuel Consumption LP Vapor - 130°C

At 100% of Power Rating: CFH (m ³ /hr)	704 (19.94)
At 75% of Power Rating: CFH (m ³ /hr)	600 (16.99)
At 50% of Power Rating: CFH (m ³ /hr)	406 (11.50)
At 25% of Power Rating: CFH (m ³ /hr)	254 (7.19)

GENERAL GUIDELINES FOR DERATION: Altitude: Derate 0.5% per 100m (328 ft.) Elevation above 1000m (3279 ft.) Temperature: Derate 1.0% per 10°C (18°F) temperature above 25°C (77°F)

RATINGS: All three-phase units are rated at 0.8 power factor. All single-phase units are rated at 1.0 power factor.

125° RATINGS: 125° apply to installations served by a reliable utility source. The standby rating is applicable to varying loads for the duration of a power outage. There is no overload capability for this rating. Ratings are in accordance with ISO-3046/1, BS 5514, AS 2789, and DIN 6271.

105° RATINGS: 105° ratings apply to installations where utility power is unavailable or unreliable. At varying load the number of generator set operating hours is unlimited. A 10% overload capacity is available for one hour in twelve. Ratings are in accordance with ISO-8528/1, overload power in accordance with ISO-3046/1, BS5514, AS2789, and DIN 6271. For limited running time and base load ratings consult the factory. The generator set manufacturer reserves the right to change the design or specifications without notice and without any obligation or liability whatsoever.

Alternator Data

Manufacturer	Marathon
Type	PMG
Insulation NEMA Rise/Temp	NEMA H/125°C
Hertz	60
Phase	3
RPM	1800
Leads	12
Amortisseur Windings	Full
CFM Cooling Required	1200
Voltage Regulator	PM500
Sensing	Three Phase
Voltage Regulation, No Load - Full Load	0.5%

Optional 0.25% Regulation DVR2000E+ Available

Features

- NEMA MG1-32, BS5000, and IEC 34-1 compliant; CE & CSA Certified and UL Listed
- Self-ventilated and drip proof construction
- Two-thirds pitch stator and skewed rotor
- Wet wound, epoxied field windings
- Designed to withstand overspeeds of up to 125%
- Hybrid analog/digital voltage regulator
- Under frequency protection
- Under frequency indication light
- Less than one cycle response time
- Over excitation protection
- Over excitation indication light
- Easy access front-panel adjustments
- Over voltage protection shutdown
- Analog input for paralleling

Alternator Data

Manufacturer	Stamford
Type	PMG
Insulation NEMA Rise/Temp	NEMA H/125°C
Hertz	60
Phase	3
RPM	1800
Leads	12
Amortisseur Windings	Full
CFM Cooling Required	1463
Voltage Regulator	MX341
Sensing	Single Phase
Voltage Regulation, No Load - Full Load	1.0%

Features

- BS EN 60034, BS5000, VDE 0530, NEMA MG1-32, IEC34, CSA C22.2-100, and AS1359 complaint
- IP23 enclosure
- Dynamically balanced to exceed BS6861:Part 1 Grade 2.5 vibration standard
- Quality assurance to BS EN ISO 9001
- Self-ventilated and drip proof construction
- Two-thirds pitch stator and skewed rotor
- Heavy duty bearings
- Fully guarded
- Overexcitation protection
- Under frequency protection
- Analog input
- Overvoltage protection
- Paralleling compatible
- Single-phase sensing



DGC2020 Digital Controller

- Integrated engine-genset control, protection, and metering
- Microprocessor allows for exact measurement, setpoint adjustment, and timing functions
- Front panel 3 position controls and indicators enable quick and simple operation
- Emergency stop push button and an Alarm Horn with silence button
- A wide temperature-range liquid crystal display (LCD) with backlighting
- SAE J1939 Engine ECU communications
- Remote RS-485 communications for Optional RDP-110 Remote Annunciator
- 4 programmable contact inputs and 10 contact outputs (2 ADC rated)
- Modbus Communications with RS-485, Battery Backup for Real Time Clock, UL recognized, CSA certified, CE approved, HALT (Highly Accelerated Life Tests) tested
- IP 54 Front Panel rating with integrated gasket and NFPA 110 Level 1 Compatible.
- Manual Override Keyswitch



Analog Controller with Emergency Bypass Key Switch

- Automatic CANBUS Engine Control
- Oil Pressure, Water Temperature, Battery Voltage and RPM Gauges
- Automatic Gauge Zeroing on Shutdown
- AC Voltage, Frequency, Percent of Load, and Run-Time Metering
- 3-Position Auto-Off-Manual Control Switch
- LED Status Lights: Low Oil Pressure, High Temperature, Overcrank, Overspeed, & Engine Start



Standard Features:

Warranty

2 Year Standard
5 Year Comprehensive

- Heavy Duty Steel Base
- Vibration Isolators
- Oil Drain Valve with Extension
- Battery Rack & Cables
- High Ambient Unit Mounted Radiator
- Battery Charging Alternator
- Factory Powder Coating
- Factory Test
- Owner's Manual

Controller Options

DGC-2020HD Controller
Fiber Optic Ethernet (DGC-2020HD)
RS-232 Port & Generator Protection (DGC-2020)
Flush or Surface Mount Remote Annunciator
Remote Mount Break Glass E-Stop Switch

Miscellaneous Options:

- Battery Charger
- Coolant Drain Kit
- Block Heater
- Line Circuit Breaker
- Pad Type Battery Heater
- Battery Heater Blanket w/Thermostat
- Oil Pan Heater
- Generator Strip Heater

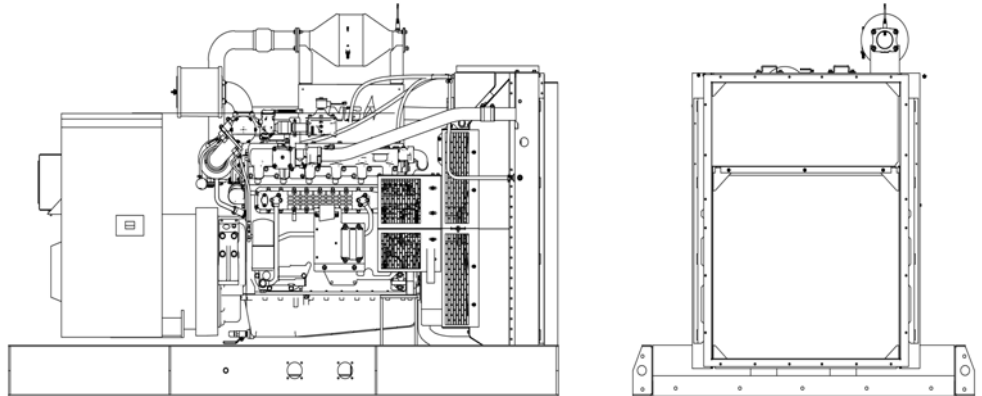
Narrow Skid Base Open Unit

Options:

- Radiator Duct Flange
- Flex Exhaust
- Critical Silencer
- Wide Skid Base

OVERALL SIZE: 120"L x 56"W x 80"H
 Approximate Weight: 6,000 lbs.

Note: Dimensions and weights reflect standard open unit with no options and are subject to change.



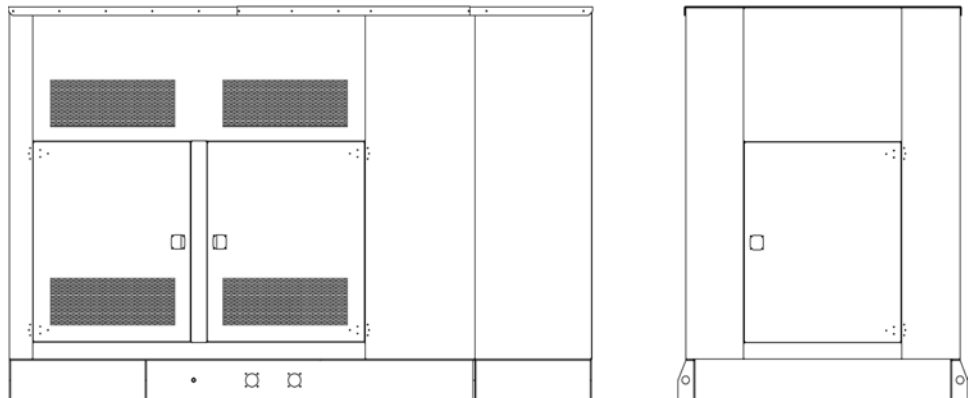
Standard Enclosed Unit

Options:

- Sound Attenuated Enclosure
- Load Center, Lights & GFI Receptacle

OVERALL SIZE: 150"L x 75W x 102"H
 Approximate Weight: 7,750 lbs.

Note: Dimensions and weights reflect standard enclosed unit with no options and are subject to change.



Note: The above drawings are provided for reference only and should not be used for planning installation. Contact your local distributor for more information.